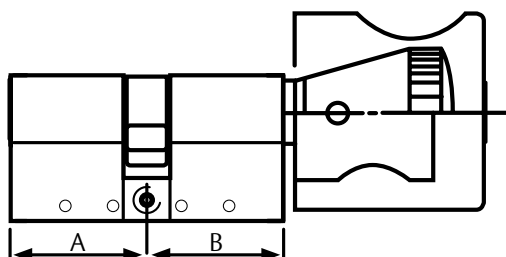
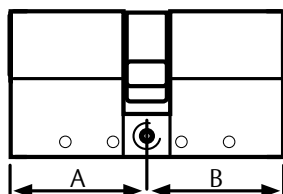


Installation length surcharges for eCLIQ double and knob cylinders

Basic cylinder length 61 mm, L=30/30
Available installation lengths and special lengths



The knob is always on the cylinder side B

Calculation based on each 10 mm started per side in addition to the basic length.

Length	
Basic cylinder length for double and knob cylinders	61mm, L=30/30
Basic cylinder length for half cylinders	30mm, L=30

Installation lengths for double and thumb-turn cylinders		
	Standard lengths	Special lengths
Total cylinder length	≤ 110 mm	> 110 mm and ≤ 240 mm
Extension classifications	<ul style="list-style-type: none"> up to 80 mm on one side in 5 mm increments, starting from the basic length 	<ul style="list-style-type: none"> in 5 mm increments per side, starting from the basic length

Length L = ../..

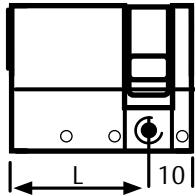
A	B
28	28
	30
	35
	40
	45
30	30
	35
	40
	45
	50
	55
	60
	65
	70
	75
	80
35	30
	35
	40
	45
	50
	55
	60

A	B
	65
	70
	75
40	30
	35
	40
	45
	50
	55
	60
	65
	70
45	30
	35
	40
	45
	50
	55
	60
	65
50	30
	35
	40
	45

A	B
	50
	55
	60
55	30
	35
	40
	45
	50
	55
60	30
	35
	40
	45
65	30
	35
	40
	45
70	30
	35
	40
	45
75	30
	35
	40
80	30

Installation length surcharges for eCLIQ half-cylinders

Basic cylinder length 30 mm, L=30
Available installation lengths and special lengths



L=
28
30
35
40
45
50
55
60
65
70
75
80

Calculation based on each 10 mm started per side in addition to the basic length of 61 mm.

Length	
Basic length half cylinder	30mm, L=30

Installation lengths for half-cylinders		
	Standard lengths	Special lengths
Total cylinder length	Standard length ≤ 80 mm	> 80 mm and ≤ 120 mm
Extension classifications	· up to 80 mm on one side in 5 mm increments, starting from the basic length	· in 5 mm increments, starting from the basic length